JETI TAURO H3300 FAMILY

Type	Hybrid
Speed	➔ ➔ ➔ ➔ ➔
Width	Up to 330 cm – 130″
Colors	CCMMYYKK | CMYKKcmk
Automation	Yes
Upgradable – speed	No

Driven by relentless determination, the rugged Tauro is ready to take on any print job, ensuring you hit the bull's eye 24/7. With its versatile configurations, this sturdy beast unleashes fierce performance, allowing you to experience rugged reliability and charge ahead with primal force.

AGFA Agfa

> A beast for every need

Whatever environment you operate in, whatever your markets or applications, whether seeking high productivity, quality, or versatility, we have the right beast for you.
Our inkjet printers are powerful by nature, each with unique strengths built into its design.
These beasts will deliver impressive results without compromise, boosting your business.

m²/h
ft²/h

printer speed

7,000 (75,347)	SpeedSet Orca 1060 | sheetfed water-based inkjet printer → → → → → → →
1,500 (16,146)	Onset Panthera FB3216 | flatbed → → → → →
1,300 (13,993)	JETI TAURO H3300
700 (7,535)	Jeti Condor RTR5200 | roll-to-roll → → → →
450 (4,844)	Jeti Bronco H3300 HS | hybrid → → →
	Oberon RTR3300 | roll-to-roll → →
200 (2,152)	Anapurna Ciervo Family | hybrid → →
	Anapurna RTR3200 | roll-to-roll →
100 (1,076)	Anapurna FB2540 | flatbed →

> Unleash fierce performance



→ → → → →
- Hybrid
- Up to 1,280 m²/h – 13,778 ft²/h
- Up to 330 cm – 130″
- Automatable
- CCMMYYKK | CMYKKcmk | Optional W/P/V

> Why Agfa

Inkjet experts

We are a leading company in imaging technology and IT solutions with over 150 years of experience. We have been developing and manufacturing state-of-the-art inkjet printing systems for over two decades, empowering print service providers to become both more versatile and efficient.



Best cost of ownership

Inks, print heads, substrates, and color management software are perfectly tuned to each other to guarantee spot-on print quality, reliable production, low consumable usage and limited maintenance. In sum: we guarantee you the best possible cost of ownership.

One-stop shop

Opt for peace of mind with a complete solution from a single supplier: printer, software, inks, service and support. We even offer attractive financing options.

Spot-on inks

- Large color gamut and high vibrancy
- Low ink consumption thanks to Thin Ink Layer technology
- Reliable jetting & batch-to-batch consistency
- Resistant to wear and tear
- Highly opaque white
- Primer option for difficult media
- Compliant with health & environment standards, including GREENGUARD Gold
- 3M Performance Guarantee and Avery Dennison ICS for Tauro printers with Anuvia inks

Asanti workflow & color management

- Streamlines the printing process from prepress to production
- Guarantees error-free job handling and consistent color reproduction
- Parameter-based Calibrated Print Modes enable automatic job creation
- Production Dashboard offers overview of job status, and ink and media consumption
- Includes latest Adobe PDF Print Engine

More software options:
- **Asanti StoreFront** cloud-based web-to-print solution
- **PrintSphere** cloud-based file sharing
- **PrintTune** print standardization

World-class training and support

- Expert support worldwide minimizes downtime with fast response times and remote troubleshooting capabilities
- Comprehensive training during setup and production, tailored to your needs
- Your feedback shapes our partnership

Find your local sales & support team: **www.agfa.com/printing/worldwide**

> Why the Tauro is the right beast for you

Our fastest hybrid press offers 24/7 productivity and award-winning quality on a wide range of rigid and flexible materials with the lowest ink consumption. With its many automation options, it's the perfect solution for larger print service providers.

- Versatile printer: tackles nearly all sign & display jobs, as well as packaging
- Heavy-duty build for 24/7 printing with impressive productivity
- Award-winning image quality with excellent solid colors and a neutral gray balance
- Varnish for extra brilliance and impact
- Several automation options to up your production efficiency when printing long runs or multiple boards
- Great autonomy gives you peace of mind

A myriad of applications

The Tauro H3300 range is suited for banners, posters, signage, exhibit graphics, POP, mockups, packaging, backlit, front-lit, self-adhesives, etc. The printers can also be used for niche applications such as wood, art reproductions, glass, or interior decoration.

Great for cardboard

Thanks to its super-sturdy build, its dynamic extended vacuum zone, advanced automatic loader and smart media guides, the Tauro family is also especially suited for cardboard printing.

Luxury embellishments

The Tauro H3300 HS, UHS and XUHS let you add a layer of **varnish** to your displays to make them shine. The varnish can be applied to the entire surface (flood) or to selected areas (spot).

Brown packaging boxes

Transition sampling and low- to mid-range packaging print runs to your Tauro. It's perfect for printing brown boxes typically used for secondary or tertiary packaging in e-commerce in **one pass**.

"With the Jeti Tauro, we will be able to create embellishments and high-end finishes in-house on various media, and in one go. On top of that, it will be at a lower cost and an extreme speed"

> Groupe CPV, France

"When we put the predecessor system of the Tauro H3300 UHS LED into service almost ten years ago, it greatly strengthened our market position. With the new machine, we experience a similar effect. Its performance is impressive, and we can process larger boards now. Also, the hybrid design makes it very flexible."

> Creaplot, Switzerland

"I like how Agfa's Tauro H3300 excels at handling corrugated. It is fast at producing almost litho-quality output. Prints are crisp, clear, and smooth."

> Xpresspack, USA

> Tauro H3300 printer models

Tauro H3300 HS	Tauro H3300 UHS	Tauro H3300 XUHS
> Up to 680 m²/h	> Up to 905 m²/h	> Up to 1,280 m²/h
> 6 rows of print heads	> 8 rows of print heads	> 12 rows of print heads
> 4 or 7 colors • CCMMYYKK: focus on productivity • CMYKKcmk: enhanced image quality with optimal light & mid tone colors	> 4 or 7 colors • CCMMYYKK: focus on productivity • CMYKKcmk: enhanced image quality with optimal light & mid tone colors	> 4 or 7 colors • CCMMYYKK focus on productivity • CMYKKcmk: enhanced image quality with optimal light & mid tone colors
> Advanced automation to keep up with fast printing modes	> Advanced automation to keep up with fast printing modes	> Advanced automation to keep up with fast printing modes
> Available options: white, primer, varnish	> Extended vacuum for cardboard printing	> Extended vacuum for cardboard printing
	> Available options: white, primer, varnish	> Automated motorized media feed guides
		> Available options: white, primer, varnish

Industry-leading print quality for extremely vivid prints

The Tauro printers deliver a wide color gamut and high color vibrancy. Asanti's color management module allows for accurate mapping of spot colors and neutral gray printing, while precise media transport results in excellent solid color reproduction on a wide variety of media. The 7-color models include light black, guaranteeing a perfectly neutral gray balance.

The print quality resembles offset printing, with fine details and smoothness throughout the full tonal range. The 7-pl droplets produce stunning images up to 1200 dpi with a fine rendering of shadow and highlight details, and razor-sharp texts in as small as 4-point type, both in positive and negative text. The printers also excel in smooth ramp-ups over the tonal range, with outstanding skin tone rendering.

Great skin tone rendering

HDR Non-HDR

A whole new level of brilliance

HDR screenings, available as an option in our Asanti workflow, extend the color gamut and provide better Pantone reproduction without sacrificing speed. This will enable you to achieve your customers' brand colors better without having to slow down your press.

> Experience rugged reliability

Powerful features

Clean and ergonomic ink supply system

Large containers allow for long uninterrupted printing and high autonomy. The RFID tags ensure correct ink supply to the print shuttle, and refilling is easy and can even be done during printing if needed. Ink lines in the white ink supply chain are under constant circulation – all the way to the temperature-controlled printer heads – limiting the risk of clogging.

Media guides

Media guides serve as an extra aid to always keep warp-prone media flat. They are easy to access and change in view of the type, the thickness and the width of the media. The XUHS model can be equipped with full motorized media feed guides supplying you with a fully automated system.

Pedal-controlled

The printing itself, the vacuum table and the roll bars can all be controlled by an easy-to-use pedal.

< Tauro H3300 HS with Light RTR

State of-the-art print head shuttle

The print head shuttle is equipped with fast-firing print heads, an anti-electrostatic ionizer bar and safety sensors to prevent collisions. A welded steel beam with aligned rails, an encoder strip, and linear motors allows for highly precise movement and drop positioning.

In the UHS and XHUS model, the linear motors are even more powerful, while strengthened rails absorb their lateral force. As a result, the larger shuttle moves nearly vibrationless across the beam.

Camera surveillance system

Four optional cameras can record all the printer's moves for easy monitoring.

Intuitive user interface

The intuitive GUI – integrated with Asanti for bi-directional communication – provides a layout preview as well as details about the job status, ink levels, and required maintenance. Managing the printing queue is easy and even last-minute changes are possible. Asanti's **Calibrated Print Modes** let you select predefined 'media recipes', containing all parameter settings for a particular substrate. The XUHS model is designed with a build in touch screen, providing even more comfort for the printer.

Built-in touchscreen interface HS*, XUHS

Interface H3300 UHS

*The HS model also features a second built-in touchscreen on the output side.

Gloss mode

Use the gloss mode for enhanced spot color reproduction without loss of image quality or extra ink usage.

Dynamic vacuum control

The dual-section vacuum system ensures that the printing process runs smoothly and efficiently. Precise dot positioning and accurate media transport are guaranteed. The vacuum gets adjusted automatically, depending on the presence/absence of media, as well as on their size.

The patented extended vacuum zone of the UHS and XUHS model ensures that print media – including cardboard – lie flat on the table.



Scissor lift on drip tray

A scissor lift right underneath the printing heads lowers the drip tray for more convenient cleaning.

UV LED

Air-cooled UV LED-curing lamps are energy-efficient and enable printing on thin heat-sensitive media. They offer major advantages in terms of performance, maintenance, the environment – and overall ROI.

> Take your productivity to the MAX

UNLEASH FIERCE PERFORMANCE AND MAXIMIZE YOUR PRODUCTIVITY WITH CUTTING-EDGE AUTOMATION SOLUTIONS

The Tauro family delivers high-speed performance, and its multiple automation options ensure this beast is not limited by human capabilities. Automation is essential for maximizing productivity, ensuring consistency and achieving peak efficiency, ultimately providing the best total cost of ownership, and helping you manage the challenges of rising expenses.

Whether you operate a dedicated rigid and sheet production facility, handle only roll media, or seek to combine both types of substrates, the MAX range of automation solutions provides the perfect solution to optimize your operations.

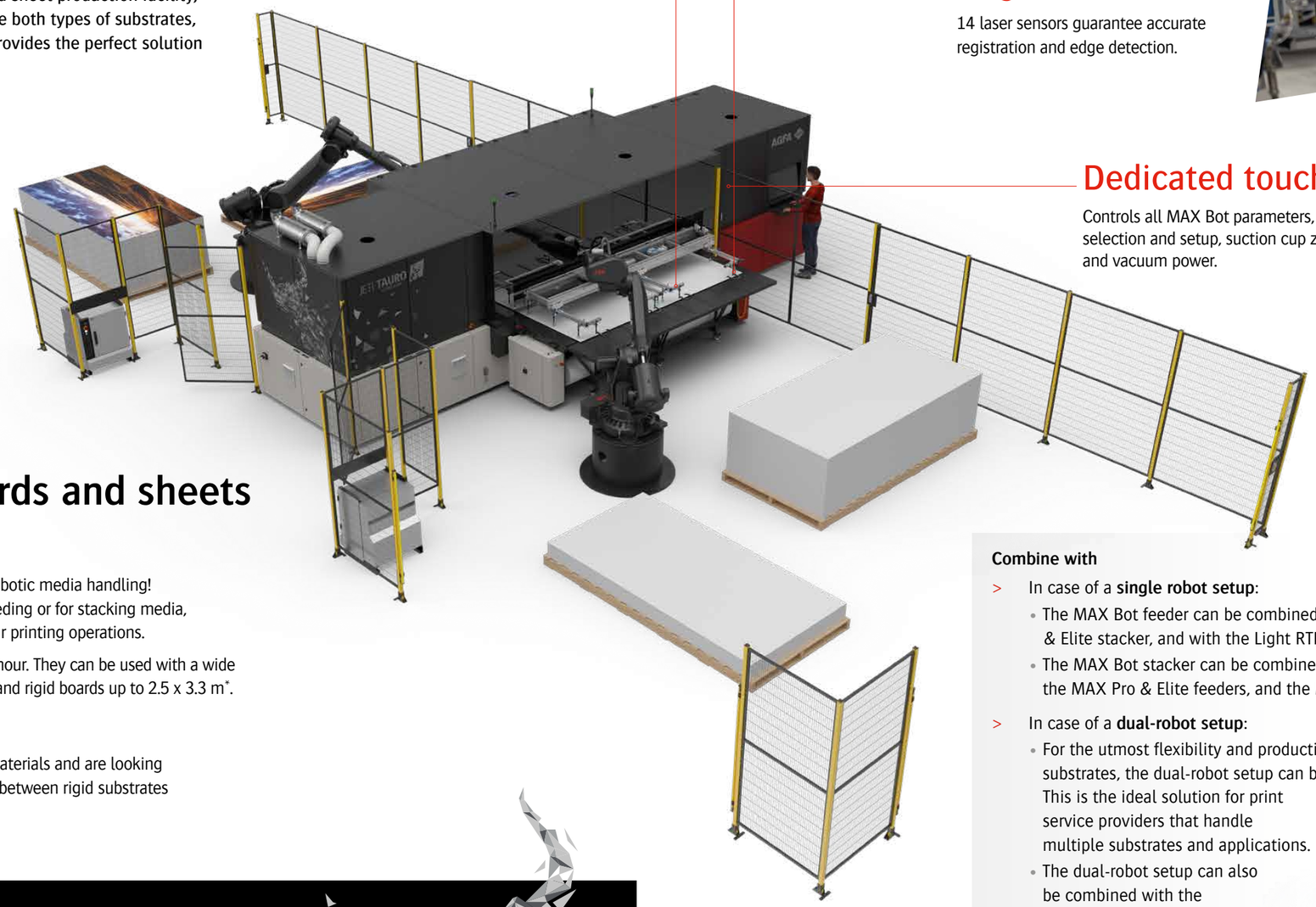

Tauro XUHS with MAX Bots & MAX Flex RTR >

DEIONIZATION FUNCTIONALITY

Quick adjustment

Robot arms, suction cups and separation blowers with ionized air can be easily adjusted when changing media sizes

Alignment sensors

14 laser sensors guarantee accurate registration and edge detection.

Dedicated touchscreen

Controls all MAX Bot parameters, including stack selection and setup, suction cup zone selection and vacuum power.

> Automation for boards and sheets

MAX BOTS

Maximize your throughput and versatility with robotic media handling! Whereas a single robot can be used either for feeding or for stacking media, a dual-robot setup will completely automate your printing operations.

The robots can handle up to 150 load cycles per hour. They can be used with a wide scope of substrates including sheets, corrugated and rigid boards up to 2.5 x 3.3 m*.

Ideal for

Print service providers who handle a variety of materials and are looking to maximize productivity and seamlessly switch between rigid substrates and roll media.

*Depending on the stiffness of the media

Combine with

> In case of a **single robot setup**:
- The MAX Bot feeder can be combined with simple tables, with the MAX Pro & Elite stacker, and with the Light RTR* and Flex RTR systems
- The MAX Bot stacker can be combined with simple tables, with the MAX ABF, the MAX Pro & Elite feeders, and the MAX RTR systems

> In case of a **dual-robot setup**:
- For the utmost flexibility and productivity when handling both rigid and roll substrates, the dual-robot setup can be combined with the MAX Flex RTR module. This is the ideal solution for print service providers that handle multiple substrates and applications.
- The dual-robot setup can also be combined with the Light RTR* system.



* Light RTR system not supported on the XUHS model.

Future-proof investment

The robots will not only elevate your business by boosting your productivity and efficiency. They are also a future-proof investment thanks to their expected lifespan of 20 years or more, with the capability to be reused with other equipment.

MAX FEEDER & STACKER

Dedicated feeder & stacker solution for rigid & sheet media up to 2.65 x 3.30 m. While one board (set) is being printed, the next one is being prepared.

Ideal for

Fully automated printing of larger runs with single or multiple stacks. Automatically printing multiple boards will increase your productivity.

Models

> **MAX Pro**: a cost-efficient step-in design, achieving productivity up to 80 load cycles per hour
  ➔ Ideal in combination with the Jeti Tauro HS model

> **MAX Elite**: the full option version featuring a second gantry, boosting productivity to 120 load cycles per hour
  ➔ Supports faster press configurations like the Jeti Tauro UHS & XUHS

Combine with

> Combine the MAX Pro & Elite feeder with the MAX bot stacker
> Combine the MAX Pro & Elite stacker with the MAX ABF or the MAX Bot feeder

Stacker

After printing, the stacker picks up the boards or sheets from the output conveyor and stacks them directly onto the pallet(s).

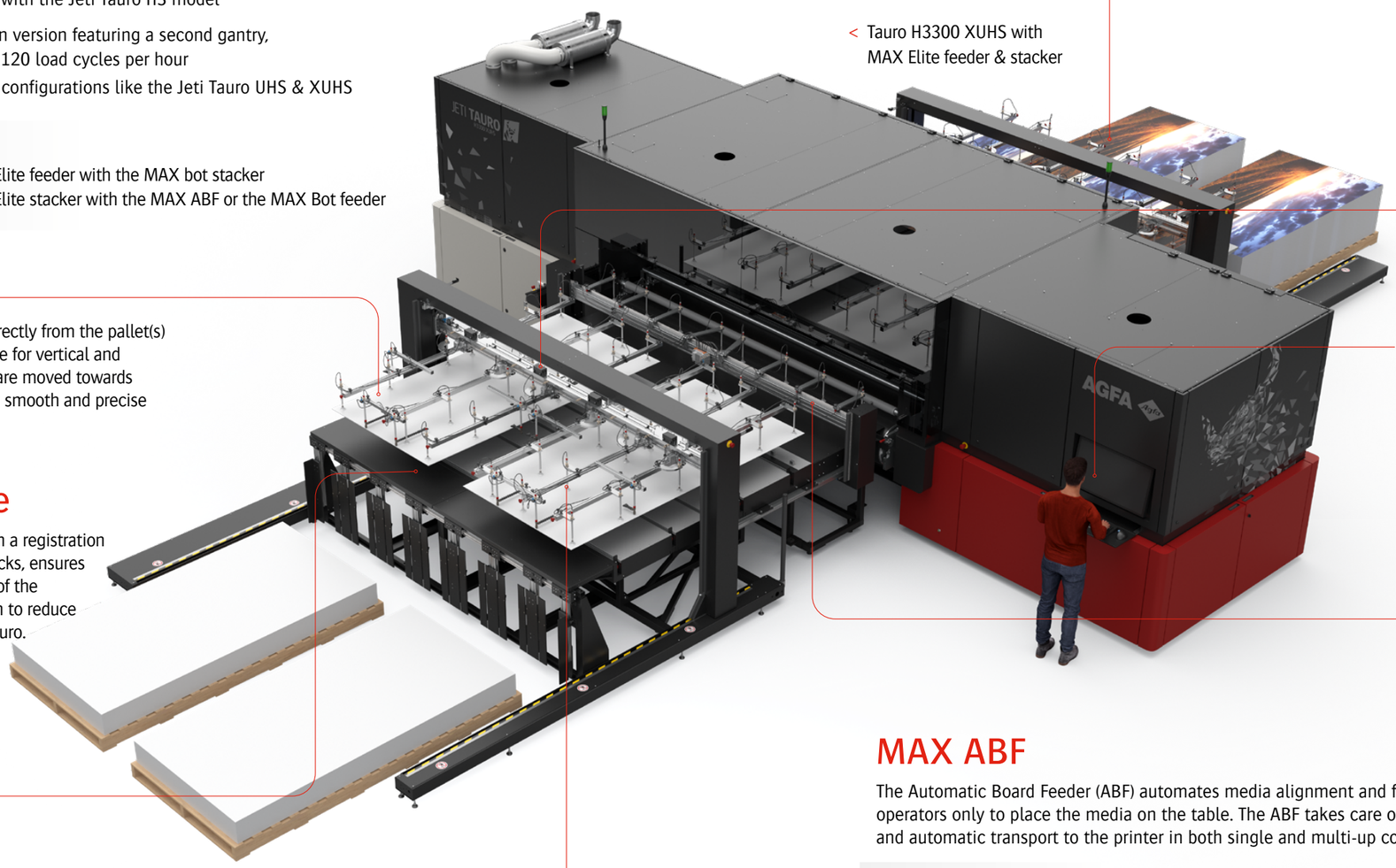

< Tauro H3300 XUHS with MAX Elite feeder & stacker



MAX ELITE ONLY

Software-controlled valves

Electronically controlled valves, which can be operated via the touchscreen, control the air pressure of the vacuum, the suction cups, the ionizers and the alignment table.

Feeder

Boards or sheets are picked up directly from the pallet(s) and placed on the alignment table for vertical and horizontal alignment. Next, they are moved towards the vacuum belt, which ensures a smooth and precise transport into the printing area.

MAX ELITE ONLY

Media recipes

All parameters for a specific material can be retained in up to 10 media recipes. By selecting a recipe from the user interface, all parameters are set by clicking one button, saving time.

Alignment table

The automatic aligning table, with a registration bar and easily adjustable side blocks, ensures precise side and front alignment of the substrate. Air is blown underneath to reduce friction during feeding into the Tauro.

MAX ELITE ONLY

Second gantry

A second gantry enables the loader to keep up with the printer's top throughput speed, resulting in faster cycle times.



Six adjustable arms

A six-arm configuration supports 1-up, 2-up and 3-up printing. A lever brake enables the operator to quickly adjust the arms according to the substrate's width.

Quick-release suction cups

There are two types: a set for medium to heavy rigid materials, and a set for thin/light/porous substrates. Both sets can be fitted with a sock cover that helps mitigate markings.

MAX ABF

The Automatic Board Feeder (ABF) automates media alignment and feeding, requiring operators only to place the media on the table. The ABF takes care of precise alignment and automatic transport to the printer in both single and multi-up configurations.

Ideal for

Shorter runs and fast and efficient changeover between different media sizes or types

Combine with

> Stacker solutions like the MAX Pro and MAX Elite, as well as the MAX Bot stacker
> The MAX Light RTR* and MAX Master RTR systems
> Tables

* Light RTR system not supported on the XUHS model



< Tauro H3300 XUHS with MAX ABF

Semi-automation

It is also possible to combine a manual loading table with one of the MAX stackers. An optional 3-point alignment bar on the input table allows for easy and accurate media alignment. This supports more precise double-sided printing of thin media or skewed media, as well as correct cutting.

> Automation for roll printing

Automated solutions for single or dual roll printing.

MAX MASTER RTR

Roll-to-roll printing configuration with undockable roll printing module.

Ideal for

Near-unattended printing of very large and heavy – single or dual – rolls, up to 700 kg with a diameter up to 600 mm. Undockable to switch to rigid or sheet printing. Great when you do long print runs of both rolls and rigids.

Combine with

The MAX ABF, or manual (un)loading tables.

MAX LIGHT RTR*

Roll-to-roll configuration with built-in roll printing module.

Ideal for

Occasional, short single roll-to-roll work on the Jeti Tauro HS model supporting single rolls up to 200 kg with a diameter up to 250 mm. Enables swift switchover between rolls and sheets.

Combine with

> The MAX ABF, the MAX bot feeder & stacker, or manual (un)loading tables.

* Light RTR system not supported on the XUHS model



< Tauro H3300 HS with MAX Light RTR



< Tauro H3300 UHS with MAX Flex R2R

Single-roll or dual-roll

Single rolls can be up to 3.3 m wide, while in dual printing mode, rolls can be up to 1.6 m wide. Both single and dual rolls can be 600 mm in diameter and weigh up to 700 kg, depending on the roll width. Changing from single to dual-roll printing and vice versa is fast, as is undocking the master roll-to-roll system in order to switch to rigid mode.

Balancing roll system

The balancing roll at the input side regulates the speed of the media unwinding and creates constant tension for wrinkle-free printing in all events.

Back-to-front camera

The optional back-to-front camera facilitates accurate double-sided printing on roll media, using QR codes generated by the printer's user interface.

Awards

Jeti Tauro H3300
MAX BOTS - Automation

Jeti Tauro H3300 UHS 7 colors
UV/Latex hybrid (more than $500K)

Jeti Tauro H3300 UHS MAX Bots
Automation equipment (print/post-print)

Tauro H3300 UHS with Flex RTR system
Automation equipment

MAX FLEX RTR

Benefit from the highest flexibility with the MAX Flex RTR system.

Ideal for

Heavy duty assignments, handling single or dual rolls up to 450 kg with a diameter up to 400 mm. Remains docked while the input and output tables simply attach over it, thus allowing swift switching between rigid and flexible media and increasing printer uptime.

Ergonomic and user-friendly

A single operator can effortlessly load media with the simple push of a button. There is no need to remove or insert dancer bars when switching between single- or dual-roll mode. They stay on board and move up or down as required.



Accurate double-sided printing

The optional back-to-front camera facilitates accurate double-sided printing using QR codes generated by the printer's user interface.

Wrinkle-free printing

The balancing roll at the input side regulates the speed of the media unwinding and creates constant tension for wrinkle-free printing in all events.



Tauro H3300 XUHS with MAX flex R2R and manual feeding table >



Tauro H3300 XUHS > with MAX Flex R2R

Combine with

> The MAX bots: either a single robot, or two robots. The latter combination offers the highest flexibility and productivity when handling both rigid and roll substrates. This is the ideal solution for print service providers that handle multiple substrates and applications.

> Manual (un)loading tables

Compatibility table

A quick overview of possible automation options combinations.

		Roll Media			Rigid media & Sheets					
		MAX Light R2R*	MAX Flex R2R	MAX Master R2R	Tables (manual handling)	MAX ABF	MAX Pro & Elite Feeder	MAX Pro & Elite Stacker	MAX Bot Feeder	MAX Bot Stacker
Roll Media	MAX Light R2R*				●	●		○	●	●
	MAX Flex R2R				●				●	●
	MAX Master R2R				●	●			○	○
Rigid media & Sheets	Tables (manual handling)	●	●	●	●	●			●	●
	MAX ABF	●		●	●			●		●
	MAX Pro & Elite Feeder							●		●
	MAX Pro & Elite Stacker	○				●	●		●	
	MAX Bot Feeder	●	●	○	●			●		●
	MAX Bot Stacker	●	●	○	●	●	●		●	

● Recommended combination of loading and unloading devices.

○ Combination with a known limitation in media handling. For more information, consult your sales representative.

* Light RTR system not supported on the XUHS model

Do I need the MAX Pro or the MAX Elite feeder?

The MAX Elite feeder might be required to keep up with the throughput of your printer and thus to maximize your productivity. Actually, the length of the boards and the desired print quality (number of passes) will determine whether you are best off with a MAX Elite feeder, or whether the MAX Pro will do. The lower the number of passes (= higher throughput, yet at a reduced print quality) and the shorter the boards, the higher your productivity gain with the MAX Elite feeder.

2 pass-printing mode

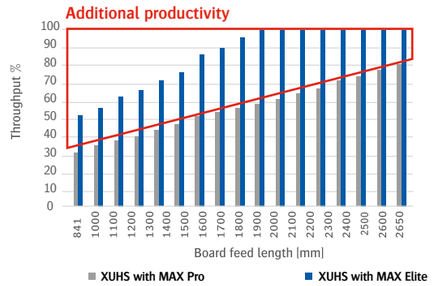

4 pass-printing mode

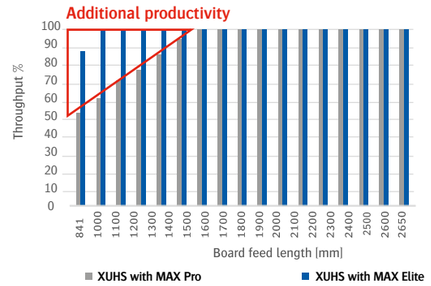

Calculation of productivity gain with the MAX Elite feeder when printing on the Tauro XUHS in 2-pass and 4-pass mode, assuming a 50-second cycle without versus a 30-second cycle with the MAX Elite feeder.

Don't need automation?

Manual loading and unloading

> Input and output tables for single or multiple board printing

> Perfect for short runs or handling different types of media

> Optional 3-point alignment bar on the input tables allows for easy and accurate media alignment. This supports more precise double-sided printing of thin media or skewed media, as well as correct cutting, e.g. of cardboard for packaging.

> Embedded continuous print solution enhances productivity in rigid mode as it narrows down the gap between two consecutive boards

> Charge ahead

Specifications Tauro H3300 series

MODELS	TAURO H3300 HS	TAURO H3300 UHS	TAURO H3300 XUHS
	Tauro H3300 HS – 7 colors (48 heads) Tauro H3300 HS – 2 x 4 colors (48 heads) Options: - Full White (+ 12 heads) - Primer + white (+ 12 heads) - Varnish (+ 4 heads) - White + varnish (+ 10 heads)	Tauro H3300 UHS – 7 colors (64 heads) Tauro H3300 UHS – 2 x 4 colors (64 heads) Options: - Full white (+ 16 heads) - Primer + white (+ 16 heads) - Varnish (+ 4 heads) - White + varnish (+ 12 heads)	Tauro H3300 XUHS – 7 colors (96 heads) Tauro H3300 XUHS – 2 x 4 colors (96 heads) Options: - Full white (+ 24 heads) - Primer + white (+ 24 heads) - White + varnish (+ 24 heads)
PRODUCTIVITY			
	Up to 680 m²/h (7,319 ft²/h)	Up to 905 m²/h (9,741 ft²/h)	Up to 1,280m²/h (13,778 ft²/h)
MEDIA & PRINTING SPECIFICATIONS – SHEETS & BOARDS			
Maximum width	Base engine: 3.34 m (131.49″ = 10.95 ft) Feeder, stacker and ABF: 3.30 m (130″ = 10.8 ft) Bots: 3.3 m (depending on the stiffness of the media)		
Maximum length	Base engine: 4.0 m (157.48″ = 13.12 ft) Feeder: boards & flexible sheets: 2.65 m (104.33″ = 8.69 ft) Stacker: boards & flexible sheets: 2.65 m (104.33″ = 8.69 ft) ABF: combined with input & output tables: 4.0 m (157.48″ = 13.12 ft) / / combined with stacker: 2.65m (104.33″ = 8.69 ft) for boards and flexible sheets Bots: 2.5 m (depending on the stiffness of the media)		
Minimum size	Base engine: A2: 42.0 cm x 59.4 cm (16.5″ x 23.4″) Feeder, stacker and ABF: A1: 59.4 cm x 84.1 cm (23.4″x 33.1″) (in portrait) Bots: 700 cm x 1000 cm (275.6″ × 393.7″) (in landscape)		
Thickness	Base engine: min. 0.2 mm (8 mil) - max. 5 cm (2″) media-dependent Feeder, stacker and ABF: min. 0.2 mm (8 mil) - max. 2 cm (0.8″), media-dependent		
Weight	Base engine: 10 kg/m² (2 lb/ft²) evenly distributed – Sheets: from 200 g/m² (0.04 lb/ft²) Feeder, stacker, bots and ABF: 10 kg/m² (2 lb/ft²) with max. 25 kg (55.1 lb) per load cycle – Sheets: from 200 g/m² (0.04 lb/ft²)		
Borderless printing	Yes, with protection paper or tape on the belt		
MEDIA & PRINTING SPECIFICATIONS – ROLL-TO-ROLL			
Maximum width	Light roll-to-roll*: Single roll: 3.2 m (126″ = 10.5 ft) Flex roll-to-roll: Single roll: 3.3 m (130″ = 10.83 ft) / Dual roll: 1.6 m (63″ = 5.25 ft) Master roll-to-roll: Single roll: 3.3 m (130″ = 10.83 ft) / Dual roll: 1.6 m (63″ = 5.25 ft)		
Minimum width	Light roll-to-roll*: Single roll: 61 cm (24″ = 2 ft) Flex roll-to-roll: Single & dual roll: 61 cm (24″ = 2 ft) Master roll-to-roll: Single & dual roll: 61 cm (24″ = 2 ft)		
Maximum length	Full roll length (depends on total roll thickness, diameter and weight)		
Thickness	Light roll-to-roll*: Single roll: max. 2 mm (0.08″) (80 mil) – min. 0.2 mm (0.008″) (8 mil) Flex roll-to-roll: Single & dual roll: max: 2 mm (0.08″) (80 mil) – min: 0.2 mm (0.008″) (8 mil) Master roll-to-roll: Single & dual roll: max: 2 mm (0.08″) (80 mil) – min: 0.2 mm (0.008″) (8 mil)		
Maximum weight	Light roll-to-roll*: Single roll: up to 200 kg (440.92 lb) per roll in full width*, mounted at the center of the shaft Flex roll-to-roll: Single roll: up to 450 kg (992.08 lb) in full width*, mounted at the center of the shaft Dual roll: up to 450 kg (992.08 lb) per roll* (each roll centered on its shaft) Master roll-to-rol: Single roll: up to 700 kg (1,543.24 lb) in full width*, mounted at the center of the shaft Dual roll: up to 700 kg (1,543.24 lb) per roll* (each roll centered on its shaft) * The maximum weight depends on the roll width.		
Max. roll outside diameter	Light roll-to-roll*: 250 mm (9.8″) Flex roll-to-roll: Single & dual roll: 400 mm (15.7″) Master roll-to-roll: Single & dual roll: 600 mm (23.6″)		
Roll mounting	Pneumatic shafts for cores of 76.2 mm (3″) (standard), and 152.4 mm (6″) (optional)		
Borderless printing flexible media	Yes, with tape on the belt		
MEDIA			
Media types	Rigid as well as flexible media. Check with your local Agfa representative for a detailed list.		
PRINT HEADS & INKS			
Print heads	Piezoelectric Ricoh MH5420		
Ink	CMYKcmk + white, primer and varnish	CMYKcmk + white, primer and varnish	CMYKcmk + white, primer and varnish
IMAGE & TEXT QUALITY			
Image quality	Resolution up to 1200 dpi		
Text quality	4 point		
ROOM CONDITIONS			
Temperature	16-25°C (61-77°F)		
Relative humidity	40-60%		
SYSTEM INTEGRATION RIP/WORKFLOW SOFTWARE			
	Asanti, StoreFront, PrintSphere, third-party RIPs		

* Light RTR is not supported on XUHS

> Get a demo or print sample pack!

EN 202609

www.agfa.com/tauro-h3300

© Copyright 2026 by Agfa NV, 2640 Mortsel, Belgium. All rights reserved. AGFA and the Agfa rhombus are trademarks of Agfa-Gevaert NV, Belgium, or its affiliates. Anuvia, Asanti, PrintSphere, PrintTune, and Jeti are trademarks of Agfa NV, Belgium or its affiliates. All other brand and product names may be service marks or trademarks of their respective owners. All information contained in this document is intended for guidance purposes only, and specifications are dependent on media.